

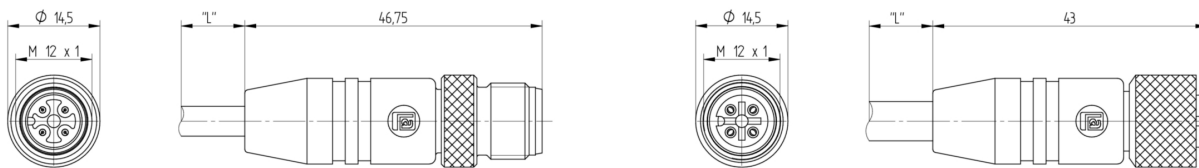
**Product:** [RST 4-RKT 4-637](#)

Sensor/Actuator Double-Ended Cordset: Male straight A-coded yellow 4-pin M12 Standard connector to female straight A-coded yellow 4-pin M12 Standard connector, 230 V AC/DC, 4 A; TPE yellow cable, 4-wires, 0.824 mm<sup>2</sup>

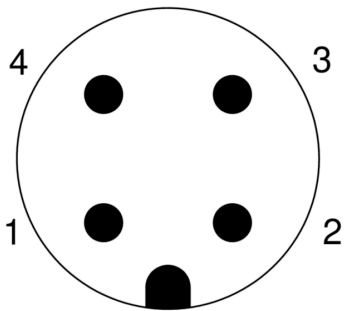
**Product Description**

Sensor/Actuator Double-Ended Cordset: Male straight A-coded yellow 4-pin M12 Standard connector to female straight A-coded yellow 4-pin M12 Standard connector, 230 V AC/DC, 4 A; TPE yellow cable, 4-wires, 0.824 mm<sup>2</sup>

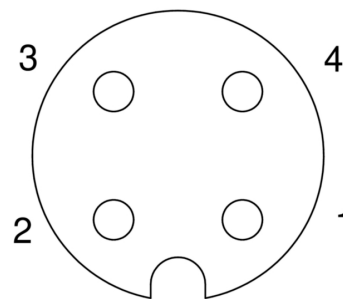
**Technical Drawing**



**Male**



**Female**



**Technical Specifications**

Face View Side 1

Pin 1	Pin 2	Pin 3	Pin 4
brown	white	blue	black

Face View Side 2

Pin 1	Pin 2	Pin 3	Pin 4

brown white blue black

## Product Description

Product Family:	Sensor / Actuator Connectors
Brand:	Lumberg Automation
Connector Type:	Cordset, double ended
Shielding:	Unshielded
Rated Voltage:	250 V
Rated Impulse Voltage:	2.5 kV
Operating Voltage:	230 V AC/DC
Rated Current*:	4 A

## Technical Data Side 1

Product Sub Family:	M12 Standard
Type of Contact / Gender:	Male
Connector Design:	Straight
Attachment Type:	Coupling Screw
Number of Pins:	4
Coding:	A
Contact Resistance:	≤ 10 mOhm
Insulation Resistance:	> 10 <sup>9</sup> Ohm
Mating Cycles:	≤ 100
Ambient Temperature (Operation)*:	- 40 °C - + 90 °C
Protection Degree / IP Rating**:	IP65, IP67, IP68 (1 m / 24 h), IP69K
Design Standard:	IEC 61076-2-101
Pollution Degree:	3 acc. to DIN EN 60664-1 (VDE 0110-1)
Overvoltage Category:	II acc. to DIN EN 60664-1 (VDE 0110-1)
Contact Base Material:	CuZn
Contact Plating:	Cu/Au
Contact Bearer Material:	TPU-GF
Contact Bearer Color:	Yellow
Flammability Class (Contact Bearer):	UL 94 HB
Molded Body Material:	TPU
Molded Body Color:	Yellow
Flammability Class (Molded Body):	UL 94 HB
Attachment Material:	CuZn
Attachment Plating:	Nickel-plated
Fastening Torque (Attachment):	M 12x1: (50-60) Ncm, hand-tight
Note:	Do not connect or disconnect under load.

## Cable Data

Cable Number:	637
Conductor Size:	0.824 mm <sup>2</sup>
Number of Wires:	4
Cycles (Bending):	> 1 M
Conductor material:	Cu
Cable Jacket Material:	TPE
Cable Jacket Color:	yellow matt similarly RAL 1021
Cable Diameter D:	ø 7.112 ± 0.254 mm
Wire Insulation Material:	PVC class 43
Insulated Wire Diameter:	ø 2.032 mm
Ambient Temperature (Fixed Installation):	- 50 °C - + 105 °C
UL Cable Type:	AWM: 20626
Flammability Class (Cable Jacket):	FT-4

## Technical Data Side 2

Product Sub Family, Side 2:	M12 Standard
-----------------------------	--------------

Type of Contact / Gender, Side 2:	Female
Connector Design, Side 2:	Straight
Attachment Type, Side 2:	Coupling Nut
Number of Pins, Side 2:	4
Coding, Side 2:	A
Contact Resistance, Side 2:	≤ 10 mOhm
Insulation Resistance, Side 2:	> 10 <sup>9</sup> Ohm
Mating Cycles, Side 2:	≤ 100
Ambient Temperature (Operation), Side 2*:	- 40 °C - + 90 °C
Protection Degree / IP Rating, Side 2**:	IP65, IP67, IP68 (1 m / 24 h), IP69K
Design Standard, Side 2:	IEC 61076-2-101
Pollution Degree, Side 2:	3 acc. to DIN EN 60664-1 (VDE 0110-1)
Overvoltage Category, Side 2:	II acc. to DIN EN 60664-1 (VDE 0110-1)
Contact Base Material, Side 2:	CuZn
Contact Plating, Side 2:	Cu/Au
Contact Bearer Material, Side 2:	TPU
Contact Bearer Color, Side 2:	Black
Flammability Class (Contact Bearer), Side 2:	UL 94 HB
Molded Body Material, Side 2:	TPU
Molded Body Color, Side 2:	Yellow
Flammability Class (Molded Body), Side 2:	UL 94 HB
Attachment Material, Side 2:	CuZn
Attachment Plating, Side 2:	Nickel-plated
O-Ring Material, Side 2:	FKM, green
Fastening Torque (Attachment), Side 2:	M 12x1: (50-60) Ncm, hand-tight

## Safety & Environmental Compliance

RoHS Compliant:	yes
-----------------	-----

## Notes

Protection Degree / IP Rating Note:	** only if mounted and locked in combination with Hirschmann / Lumberg Automation connector.
Note Derating:	Notice derating

## Variants

Item #	Item Description	Cable Length
7505	RST 4-RKT 4-637/0,3 M	0.3 m
13168	RST 4-RKT 4-637/0,5 M	0.5 m
7507	RST 4-RKT 4-637/0,6 M	0.6 m
7508	RST 4-RKT 4-637/1 M	1 m
7509	RST 4-RKT 4-637/1,5 M	1.5 m
7512	RST 4-RKT 4-637/2 M	2 m
7514	RST 4-RKT 4-637/3 M	3 m
21655	RST 4-RKT 4-637/3,5 M	3.5 m
8242	RST 4-RKT 4-637/4 M	4 m
7515	RST 4-RKT 4-637/5 M	5 m
7516	RST 4-RKT 4-637/6 M	6 m
14366	RST 4-RKT 4-637/7 M	7 m
20075	RST 4-RKT 4-637/7,5 M	7.5 m
12536	RST 4-RKT 4-637/8 M	8 m
7519	RST 4-RKT 4-637/10 M	10 m
7520	RST 4-RKT 4-637/15 M	15 m
11681	RST 4-RKT 4-637/20 M	20 m

© 2020 Belden, Inc

All Rights Reserved.

Although Belden makes every reasonable effort to ensure their accuracy at the time of this publication, information and specifications described here in are subject to error or omission and to change without notice, and the listing of such information and specifications does not ensure product availability.

Belden provides the information and specifications herein on an "ASIS" basis, with no representations or warranties, whether express, statutory or implied. In no event will Belden be liable for any damages (including consequential, indirect, incidental, special, punitive, or exemplary damages) whatsoever, even if Belden has been advised of the possibility of such damages, whether in an action under contract, negligence or any other theory, arising out of or in connection with the use, or inability to use, the information or specifications described herein.

All sales of Belden products are subject to Belden's standard terms and conditions of sale.

Belden believes this product to be in compliance with all applicable environmental programs as listed in the data sheet. The information provided is correct to the best of Belden's knowledge, information and belief

at the date of its publication. This information is designed only as a general guide for the safe handling, storage, and any other operation of the product itself or the one that it becomes a part of. The Product Disclosure is not to be considered a warranty or quality specification. Regulatory information is for guidance purposes only. Product users are responsible for determining the applicability of legislation and regulations based on their individual usage of the product.